


Polished Photography

a luxury wedding photography experience



THE COMPREHENSIVE GUIDE FOR BRIDES



RUTH & BEN, JANUARY 2020

PAGE 5

A Bit About Me

PAGE 15

6 Tips for Your Engagement Photos

PAGE 7

Why Polished for Your Big Day?

PAGE 19

Client Testimonials

PAGE 9

5 Tips for a Stress-Free Wedding

PAGE 23

Wedding Planning Worksheet


PAGE 11

Investment: Pricing & Collections

PAGE 27

How to Book





R U T H & B E N , J A N U A R Y 2 0 2 0

*“Sharon has a relaxed nature about her
that made us feel comfortable the whole
day”*

C A T & G A B R I E L , A U G U S T 2 0 1 9



allow
me to
introduce
myself

who I am

Well hi there, I'm Sharon..

Most days you'll find me on the couch
with a pup in my lap, a smile on my face,
and a cold coffee somewhere in reach
(I never seem to drink it while it's still hot!).

I am a photographer,
lover of weddings,
and a storyteller

My camera? It's the vehicle I use to tell
love stories like yours. I'm that girl who
still watches sappy rom coms, every Friday
night, even though I've been married for 10
years. I am a wife to my beloved, a mum to
three little people, one naughty (but cute)
little pup, two highly strung felines and a
friend to my brides. I'm the girl who will
help your grandma with her lipstick, bus-
tle your gown, fetch you champagne, and
meet you on the dance floor.

I take ordinary
moments that are gone
in the blink of an eye
and turn them into
extraordinary heirlooms

Yes. The kind of photos that transport
you the minute you hold them in your
hands. I've been in your shoes, I've planned
a wedding, and I know now that long after
the cake has been eaten, and your dress
has been hung, your photography will be
one of the only things that remains after
your special, precious day. These are your
first heirlooms as a new family, so please
choose someone who will cherish them as
much as you will.



why Sharon, you ask?

Let's be honest:
country gals
aren't supposed to
brag.

Born and bred in the Riverina Region (Wagga), I was brought up being told not to boast, but if this is the only chance I get to make an impression on you, you better believe I'm going to take it and make it memorable!

I know that you have hundreds of options when it comes to choosing your photographer for your wedding day! There is talent oozing out of every city, every town; and yet here you are reading this (this 'zine pairs well with champagne, so if your hand is empty, go fill it!).

So what makes me different? I care. I take clients and turn them into close friends. Throughout your entire wedding day I am watching everything unfold and documenting moments that I know you will cherish for years to come, moments you might not even see happen.

I'm living your day through your eyes and capturing it in a way that will give you the ability to relive it for years to come. Every little hand grab, tear shed, dance move.... You'll get those shots (and hundreds more) because your wedding day is filled with tiny moments, tiny details, with one beautiful love story interwoven through every single frame. That story? It's yours. Let me tell it.



CAT & GABRIEL, AUGUST 2019

FEATURED ARTICLE

5 tips for a *stress free* wedding day

After witnessing and being a part of a few weddings now, I feel like I have truly seen it all. Let me be honest in telling: my clients are amazing. They are the best of the best, the cream of the crop, the people I feel fortunate to know. In working with the best, I need to be the best. So how do you do that?

Well, it's all about guiding my couples through the complicated / stressful / crazy process of planning the biggest, most important day of your life. No biggie, right? Wrong. So, let's talk through five tips to help facilitate a stress free wedding day, shall we?

1. Be strategic with scheduling

Your ceremony time will direct how the day will lead. If it's easy, great, you can do your photos in between that and cocktail hour, but if your ceremony flows into your cocktails, well, you should probably consider a first look. My goal? To have everyone present for as much of cocktail hour as possible. Why? The answer is two-fold. One: you are paying for it, so you might as well enjoy it. Two: it's one of the only times you get to greet and be present with your guests. Work with your photographer, find out how long they need for certain things, schedule in travel time, and add a little cushion!

2. Prepare ahead of time

When your photographer shows up, you want them to get right to work. How do you do this? By preparing ahead of time. What should you prepare? Well, anything you want photographed. For my brides, I tell them to have their: dress, shoes, jewelry, full invitation suite, all of the rings, any family heirlooms, and any other bridal details they want photographed. When I start shooting, I begin with styling these details that help tell your wedding story. If you don't have things ready, I'll be wasting time tracking them down (when I could be making them pretty and shooting!) The more prepared you are, the better – for you and for me!

3. Communicate clearly

Need your grandma to the church early? Want your wedding party to hang around after the ceremony? Need your high-school buddies ready for a shot during cocktail hour? Tell them! Make sure you communicate the schedule clearly and that everyone who needs it has it. This helps us not waste time tracking Uncle Jim down or grabbing Bobby from the bar. Photos move much faster, and when that happens you get to your party sooner and you're less stressed, I promise. Be an over-communicator - it will pay off big time!

4. Make time for photography

'First looks' are big in the US, and their gaining popularity here (with good reason). First, it gives you the chance to soak it in, embrace, and experience the emotions without hundreds of pairs of eyes on you. Second, it allows us to knock out the posed photos so we can cruise through the festivities with candid shots that you'll love. Lastly, it gives me the chance to sneak into your reception during cocktail hour and photograph all of the hard work you've done! From florals to seating charts, gift tables to cakes, when you give me 20-30 minutes of uninterrupted time to photograph these details, all of the work and money you've spent making your vision come to life is documented and preserved!

5. Just be present

Wait, what? You don't believe when everyone tells you that a wedding day is a total whirlwind? Well, it is. Take moments where you stop, hold each other's hands, and intentionally take in the moments. When I shoot portraits of my clients, I make sure it's private and I tell them, "This isn't just time for photos, this is a time for you to be fully present. To hug each other and feel the warmth, to look into each other's eyes and lock that memory, to kiss like you're 15 and never kissed before..." You get the idea. Throughout the day, set aside little breaks in your schedule where you can pull away from the party and just simply "be." You won't regret that time, I promise!

I truly believe that wedding days are living, moving, breathing phenomena. They are here and gone in the blink of an eye. It's important to set yourself up for success and to ease any stress ahead of time so that as you float through your day you aren't focused on the details or the flowers, not on the cake or the music, but you're focused on the union, the marriage that is beginning. I want you to experience - not just plan - a marriage more beautiful than your wedding day. If you put these five tips to work, you'll be on your way to a stress-free day!



S A R A H & D A N , J U L Y 2 0 1 9

Every wedding is unique, like you

I take my job as your photographer seriously (and let's face it, hire me and you'll have an extra bridesmaid who happens to be holding a camera!).

I want to give you the opportunity to build your own collection of items that will make sure your wedding day is captured perfectly, just the way you want it. So if any of the collections on the following pages don't fit quite what you want, let's chat!

Your photographer is an investment

Investment is indeed the right word for it, because in truth your photos and your heirloom album will live on for generations to enjoy. Once the cake is eaten, the dress pressed and hung, and the guests back home, your photographs will endure to be revisited again and again, bringing back all the emotions!

*Ready to make the best
investment of your life?
Let's do this!*



collections

*Base rates include travel within 1 hour of Canberra.
For travel outside of that area, ask for me for the details.*

Collection I

Planning Consultation
6 Hours of Wedding Day Coverage
Second photographer for 4 hours
Edited Images for Online Ordering Gallery
High Resolution Digital Images for Print
One 8x12 Fine Art Print of your choosing

\$1,995

Collection II

Two Planning Consultations
8 Hours of Wedding Day Coverage
Second photographer for 5 hours
Edited Images for Online Ordering Gallery
High Resolution Digital Images for Print
Two 8x12 Fine Art Prints of your choosing
Fine Art Bridal Album (20 pages)

\$2,595

Collection III

Two Planning Consultations
Complimentary Engagement Session With Files
10 Hours of Wedding Day Coverage
Second photographer for 6 hours
Edited Images for Online Ordering Gallery
High Resolution Digital Images for Print
Two 8x12 Fine Art Prints of your choosing
Fine Art Bridal Album (40 pages)

\$3,295



a la carte

Add-ons

Now that you've got your base collection covered, let's add some extras

Engagement Session with Files \$500

Extra Hour of Coverage \$250

Second Photographer extra hour \$150

Albums

There is no better way to show off your beautiful photographs than with your own beautiful wedding album. I create clean, stunning, timeless albums that show and tell your love story for years to come. You choose the images and each album is customizable to match exactly what you are looking for. For a price quote, please contact Sharon.

Coffee Table Album Starting at \$500

Fine Art Albums Starting at \$800

Prints

Your images deserve a place in your lives beyond just your computer screen! When you order prints, they will be printed on the highest-quality photographic paper. All prints are finished with a lustre coating to protect your photos from aging and fingerprints.

Additional sizes available upon request.

5 x 7.....	\$75
8 x 10.....	\$90
11 x 14.....	\$150
16 x 24.....	\$270



CHIRS & LEONIE, SEPTEMBER 2019

F E A T U R E D A R T I C L E

6 tips for *a gorgeous* engagement session

Oh me, oh my! Your left hand has been getting in a workout ever since your fiance put that beautiful rock on it, and you are oozing with excitement at the thought of wedding planning! Sound at all like you? If it does, congrats girlfriend! Now let's take some beautiful, casual pictures to celebrate!

Your engagement photos are a celebration of your love for each other, taken in a safe place without lots of pressure. I think engagement sessions are such an important part of wedding photography, and I've written this article to ensure you have the perfect engagement session with your love!



CATALINA & GABRIEL, MAY 2019

1. Vision

When you think of your engagement session, what do you visualize? An open field? Urban brick? A weeping willow tree? What is it that you feel suits the two of you? Are there any special locations that might be ideal for your engagement shoot? If not, don't fret, darling! It's not about where you are but who you are with. A lot of my brides leave the location up to me - which means I get to scope out spots ahead of time! The way I shoot, the focus is on the two of you and your beautiful faces, not the background. However, if there is a place that's uniquely special to the two of you, or you'd like to include a family heirloom, a pet, or something else that's meaningful, I am here to help you incorporate it into your images!

2. Fashion

Don't feel like you need to go on a mega shopping spree for your session (but if you can, more power to ya, girlfriend!) I want you to be comfortable - I want you to connect with your images - so if you are a jeans and tee kinda gal, then rock it with a fun color! My couples have the option to bring an outfit change to their session. Most choose for a dressier option (read: flowy maxi dress) and a casual option (read: jeans and a fun shirt). I am always open to chat wardrobe (hello, I am a girl who loves to shop!). Don't feel like you have to go for plain classics the entire time. Have fun with color, texture, and prints! This is to remember this special time in your lives, so don't limit yourself!

3. Hair & Makeup

I cannot stress this enough, girls! Really! Professional hair and makeup make a world of a difference. As a photographer, it excites me to know my gals are spending a day getting pampered before their session. It allows you to relax, feel beautiful, and confident! Nothing like a set of lashes to bring out your inner model. Consider using this time as a test run with your makeup artist and use your session as a time to evaluate your wedding day look and how it photographs. Ladies, if you can swing it, please consider getting your hair & makeup done for your session! I promise you it will make a world of a difference and you will look and feel absolutely glamorous.



C O U R T N E Y & N I C K , O C T O B E R 2 0 1 9

4. Timing

Timing is everything for your session. As a natural light photographer, I plan my engagement sessions around the lighting of the day. I usually begin them an hour and a half prior to sunset, which will allow for an outfit change while shooting during the golden hour. Being on time ensures that we do not cut into your session time, so showing up on time and ready will help yield great results! Once the sun goes down, there isn't much we can do, so staying on track with timing and lighting is the best way to ensure gorgeous images. This also means that at times we may have to reschedule due to weather. You only get to do this once, so ensuring the environment is perfect will give you beautifully lit images!

5. Trust Me

This is the whole reason you chose your photographer, right? Because they know the best lighting, the best poses, and the best techniques to make you two look and feel like supermodels. Now it's time for you to take a deep breath and trust the person you chose to do their best work with you. The more trust you place in them, the more free they will be to create the types of images that you'll love the most. You're going to feel uncomfortable, awkward, and alllllll the things! But in-between those little moments of awkwardness come total gems of authentic interactions that can only happen when two people are in love. Relinquish the control, give trust out freely, and let go of your expectations!

6. Have Fun

This is such an exciting time in your lives. I know that engagement sessions can seem nerve wrecking but it's important to go in with an open mind and the ability to laugh. I want you two to flirt your brains out, love each other, and just have fun. We will laugh a lot, I will help pose you. Your only job is to snuggle in close, bat your eye lashes, and laugh until your belly aches. It's going to be fun, we might finish the session with a bottle of wine, and I promise you that you will love seeing these beautiful images of the two of you for years to come. Engagement sessions are the perfect time to hang out with your photographer, get comfortable in front of the camera, and flirt with your soon-to-be spouse! What more could a girl ask for?



BEK & SAM, OCTOBER 2019

in your
words:
*love from
clients*

I would not be all that I am without my amazing clients. Many of the couples I work with end up keeping in touch long after the wedding day and become my close friends, and I am incredibly grateful!


I know I've talked a lot in this magazine about who I am and what I do, but now it's time to let others do some of the telling! Here are just a few testimonials from real clients who have allowed me to be a part of the most important day of their life. Working with so many wonderful, amazing people with beautiful love stories to tell has been one of the biggest gifts of my life.



Sarah & Dan Say...

Sharon is more than just your photographer for the day; she is there to give advice, to hold your dress, to calm your nerves, to make you realize just how stunning you are! Sharon's personality, her smile, her emails and texts, her fun nature and her professionalism meant that our entire family and all of our guests were put at ease for photos (in our case, a couple of family members usually hate photos- so this was a great feat!)

We have had so many compliments on our wedding photos! Each time we look at our gallery of photos, the memories, feelings and emotions of the day come rushing right back! By hiring Sharon, you will gain professional, beautiful wedding photos - you will not be disappointed!



Cat & Gabriel Say...

Sharon is a professional photographer which takes the time to get to know you as a couple, asks all the right questions to understand what you are looking for.

She is also lovely, caring, flexible works weekends and after hours and always willing to go an extra mile, fantastic pricing packages to suit all needs end results where amazing couldn't be happier thank you so much for a fantastic day and beautiful photos. Would highly recommend to anyone looking for an outstanding photographer to complete their special day.



Bek & Sam Say...

From the first phone call we had with Sharon we knew that she was the one, the one we wanted to capture our wedding. We had so much fun getting to know her at our engagement shoot and felt so at ease as she took photos of us and our little family.

Honestly, on our wedding day, my favourite part of the day was taking photos with her and Sally (her beautiful second shooter) out in the paddocks of Tuggeranong Homestead.

As we look back through our photos we still remember all the fun and laughter that we shared with Sharon. Thank you x



Ruth & Ben Say...

From the first phone call we had with Sharon we knew that she was the one, the one we wanted to capture our wedding. We had so much fun getting to know her at our engagement shoot and felt so at ease as she took photos of us and our little family.

Honestly, on our wedding day, my favourite part of the day was taking photos with her and Sally (her beautiful second shooter) out in the paddocks of Tuggeranong Homestead.

As we look back through our photos we still remember all the fun and laughter that we shared with Sharon. Thank you x

wedding planning

Hey, want to know a secret on how to get those amazing, romantic images? Well, here it is! Having a detailed timeline for your wedding ensures you and your family receive the images you're dreaming of for your big day. We will have very limited time during the wedding to take all the images you'd like, so planning things out ahead of time is essential for success! Make sure to list out all the family formal shots you'd like as well as any other special requests you have for me. When you're all done with this planning sheet, we'll go over it together to make sure there's time for every moment you're wanting to capture!

Wedding Details

Wedding Date _____ Alternative Date _____

Ceremony Venue & Address _____

Reception Venue & Address _____

Religion of Wedding (if applicable) _____

Primary Contact Name _____

Primary Contact Email _____

Primary Contact Phone _____

Emergency Contact _____

Bride's Side

Bride's Name _____

Mother _____

Father _____

Grandparents _____

Siblings & Spouses _____

Maid of Honor _____

Bridesmaids _____

Flower Girl _____

Does the Bride have any family
situations (such as divorce, deaths,
etc.) that I should be sensitive to?

Groom's Side

Groom's Name _____

Mother _____

Father _____

Grandparents _____

Siblings & Spouses _____

Best Man _____

Groomsmen _____

Ringbearer _____

Does the Groom have any family
situations (such as divorce, deaths,
etc.) that I should be sensitive to?

Wedding Timeline Planning

Getting Ready Start Time _____ Getting Ready End Time _____

Getting Ready Address (please list for both bride & groom) _____

Ceremony Start Time _____ Ceremony End Time _____

How Much Time for Bride & Groom Portraits Between Ceremony and Reception? _____

Formal Portraits Start Time _____ Formal Portraits End Time _____

Reception Start Time _____ Cocktail Hour at _____

Dinner Served at _____ Band / DJ begins at _____

First Dance at _____ Cake Cutting at _____

Garter Toss at _____ Formal Exit at _____

Other Event at _____ Other Event at _____

Other Event at _____ Other Event at _____

Please Select All That Apply

☐ Coverage for Both Bride & Groom Getting Ready

☐ Grand Entrance for Reception

☐ Bride & Groom First Look

☐ Other _____

☐ Receiving Line After Ceremony

☐ Other _____

☐ Family Formals Before Reception

☐ Other _____

☐ Bridal Portraits between Ceremony & Reception

☐ Other _____

What to Expect From Me: A Comprehensive Shot List

Bride Getting Ready

Hanging dress
Bride's Shoes
Bride's jewelry
Bridal bouquet
Bride looking in mirror
Bride putting on makeup
Bride styling hair
Bridesmaids' makeup styling
Bridesmaids' hair styling
Bridesmaids putting on outfits
Bride puts on her dress
Mum's reaction to bride in dress
Bride with mother
Bride with father
Bride with flower girl
Bride with special family / friends

Groom Getting Ready

Groom's shoes
Groom's boutonniere
Wedding rings
Groom buttoning jacket
Groom putting on shoes
Close-up of groom's tie
Close-up of groom's boutonniere
Groom standing alone, dressed
Groomsmen putting on jackets
Groomsmen tying shoes
Groomsmen shaking hands
Best man with groom
Groom's party helping Groom dress
Groomsmen shaking hands with groom
Best man hugging groom
Father / family hugging groom
Groom with mother
Groom with father
Groom with family & friends

Ceremony

Overall ceremony site shot
Ceremony details
Bridal party down the aisle
Bride with father
Reaction of the groom
Reaction of the bride
Details of guests & family
Exchanging of rings
First kiss

Bride & Groom

Close-up of rings
Groom only
Luxe bridal portraits, bride only
Bride and groom together, posed
Close-up of bride and groom's faces

Formals

Entire groom's party, standing
Groomsmen's socks or shoes all together
Groomsmen having fun together
Entire bridesmaid's party with bride
Bride and bridesmaids' shoes together
Entire bridal party, bride, & groom
Groom only with groom's parents
Groom only with groom's extended family
Bride only with bride's parents
Bride only with bride's extended family
Bride and Groom with both sets of parents
Bride and groom with their extended family
Entire bridal party w/ extended family
Your choice of any combination of people

Please Note: To help the formal portrait session go more smoothly, please assign an assistant from each of your families to gather family members at the scheduled portrait time.

Reception Details

Table decor and floral arrangements
Seating chart
Any special details / decor
Bride & Groom's table
Cake details
Overall shot of reception area

During Reception

During Reception
Guests arriving
Details of food, drinks
Guest interactions, introductions
Formal introductions of bridal party
Formal introductions of bride and groom
Toasts and speeches
First dance with father and bride
First dance with bride and groom
Bridesmaids and groomsmen dancing
Family members dancing
Guests dancing & conversing
Bouquet toss, traditions or games
Cake cutting
Formal exit of bride and groom

Your Requests



It is always so great to personally connect before booking your date, regardless of how we meet: whether it be a coffee date, phone conversation, or skype! Shoot me an email, let's set up a time to chat and get to know each other!

You can get ahold of me here:

0401 096 832

hello@polishedphotography.com.au

All dates are available on a first come, first serve basis. Dates will be reserved by submitting a completed contract and a deposit of \$300. Payment may be made by direct deposit or securely by credit card, payment plans are also available, please contact Sharon for more details..

Thank you so much for your interest in Polished Photography Services.



Want to get social?

Join me at

www.facebook.com/polishedphotographycbr

www.polishedphotography.com.au

Follow me on insta: @polished.cbr





Polished

P H O T O G R A P H Y

