



ANCHOR + HOPE

SERVICES & RATES 26/27



WELCOME



AND THANKS FOR TAKING THE TIME TO LEARN ABOUT MY WORK. THE FACT THAT, EVEN AFTER 12 YEARS, COUPLES STILL FIND SOMETHING IN MY PHOTOGRAPHY THAT RESONATES WITH THEM IS THE ULTIMATE VALIDATION.

CREATING THIS GUIDE HAS BEEN A LABOUR OF LOVE. MY AMBITION IN PUTTING IT TOGETHER HAS BEEN TO PROVIDE POTENTIAL CLIENTS WITH MORE THAN JUST ANOTHER PRICE LIST. INSTEAD, I'VE TRIED TO CREATE A WEDDING INFORMATION GUIDE, THAT OFFERS NOT ONLY AN INSIGHT INTO MY OWN APPROACH AND SERVICES, BUT WILL HOPEFULLY SERVE AS A VALUABLE RESOURCE AS YOU GO FORWARD WITH YOUR WEDDING PLANS, WHETHER WITH ME OR ONE OF THE OTHER AMAZING PHOTOGRAPHERS OR VIDEOGRAPHERS WORKING WITHIN THE INDUSTRY.


The information contained within is the culmination of a decade's worth of experience. During that time I've been lucky enough to shoot over 400 weddings throughout Australia ; from lavish cathedral ceremonies through to wild coastal elopements ; from grand ballroom receptions, through to intimate backyard celebrations. Every wedding has been unique, and every work day has been a new and incredible adventure. To this very day I'm still humbled whenever I'm invited into the lives of strangers and trusted with the task of documenting what is not only a momentous occasion in their lives, but also in the lives of their friends and families.

The information that follows is by no means definitive. Rather it's offered as a guide, a hand to help you navigate through the myriad of questions and queries that inevitably beset every couple as they attempt to tame the beast that is "the wedding". However the great thing about weddings in 2022 and beyond is that there are literally no rules ; you can be as wild and creative in your planning and expectations as you want to be. For while budget is always a consideration, your plans are limited only by your imagination. Go for it!



2024/YEAR

WWW.ANCHORANDHOPE.COM.AU



2026/27

SERVICES AND RATES

For Quiet Hearts and Glow Bunnies

WWW.ANCHORANDHOPE.COM.AU



ENGAGED - CONGRATULATIONS! SO NOW WHAT?

IF YOU'RE ENQUIRING WITH ME, THERE'S A STRONG CHANCE THAT YOU'VE ALREADY LOCKED IN YOUR DATE AND YOUR VENUE, IN WHICH CASE - WELL DONE. AND, GIVEN YOU'RE NOW READING THIS, THERE IS A STRONG CHANCE THAT I AM STILL AVAILABLE ON THAT DATE. (THIS IS WHAT I LIKE TO CALL A PERFECT BEGINNING.)


ON THE FOLLOWING PAGES YOU'LL FIND MY INVESTMENT GUIDE, LISTING THE SERVICES I PROVIDE ASSOCIATED COSTS. MY SERVICES ARE COMPLETELY BESPOKE, IN THAT THEY ARE TAILORED TO MEET THE PARTICULAR REQUIREMENTS OF YOUR UNIQUE CELEBRATION. TAKE YOUR TIME GOING THROUGH THE INFORMATION PROVIDED AND PLEASE, IF YOU HAVE ANY QUESTIONS OR QUERIES AT ALL, DON'T HESITATE TO ASK.

LET ME STRESS - THERE ARE NO STUPID QUESTIONS!!

You're not expected to have any experience in this field, and a big part of what we as photographers should be doing more of in this day and age, is trying to educate couples as to why it makes sense to invest in a professional wedding photographer, rather than hire one of the "weekend cowboy" operators that continue to infiltrate the industry to the detriment of both couples and photographers alike. Sure, weddings are incredibly expensive, and there's inevitably a decision to be made on where cutbacks can be made to keep the budget on track.

I URGE YOU, DO NOT COMPROMISE ON YOUR PHOTOGRAPHER. IF YOU DON'T BELIEVE ME, ASK A FRIEND OR COLLEAGUE WHO DID!

Of all the things you'll spend money on in planning your wedding, photography is the only true investment - for long after the cake is eaten, the flowers have died and the dress has been put away, your photographs will continue to transport you back to what was hopefully one of the most incredible days of your life.







MICRO WEDDINGS + ELOPEMENTS

INCLUSIONS

3Hrs photographic coverage

Pre wedding meeting to finalise Run Sheet and locations.

Previews of approximately 25 images optimised for social platform sharing delivered within 24 hrs.

Your complete Wedding Gallery delivered in 3 weeks (includes 12 months gallery hosting)

\$2750





WEDDING COVERAGE

INCLUSIONS

8 Hrs photographic coverage

Pre wedding meeting to finalise Run Sheet and locations.

Previews of approximately 50 -75 images optimised for social platform sharing delivered within 24 hrs.

Your complete Wedding Gallery delivered in 4 -6 weeks (includes 12 months gallery hosting)

\$150 credit in the Anchor + Hope online Print Shop connected to your gallery

\$4950

Extra Hours \$350/hr



THE MOON, THE STARS AND THE SUN

The Package for couples that want it all!

INCLUSIONS

Up to 12 hours of coverage in unlimited locations.

Pre wedding meeting to finalise Run Sheet and locations.


Previews of approximately 50 -75 images optimised for social platform sharing delivered within 24 hrs.

Your complete Wedding Gallery delivered in 4 -6 weeks (includes 12 months gallery hosting)

A 10"x10" Panoramic Flushmount Album with the first 30 page sides.

2 Parent Albums (7"x7" Direct Copies of Main Album)

\$8250



OPTIONS & ADDITIONS

I TRY TO PROVIDE AS MANY OPTIONS AS POSSIBLE WHEN IT COMES TO HOW YOUR BIG DAY IS DOCUMENTED. WHETHER ITS HAVING A SECOND PHOTOGRAPHER OR CONTENT CREATOR THERE ON THE DAY, ADDING THE WARMTH AND ARTISTRY OF 35MM TO A PACKAGE, OR SIMPLY GATHERING YOUR FAVOURITE IMAGES IN AN ALBUM FOR FUTURE GENERATIONS TO ENJOY, THERE IS SOMETHING FOR EVERYONE. AND IF THERE IS SOMETHING NOT LISTED BELOW, PLEASE GET IN TOUCH!

Engagement Shoot

- A relaxed 2hr shoot to get you familiar with being in front of camera
- You receive a gallery of all the edited photos from the shoot
- Delivered within 48 hrs

\$550

Wedding Day Poster

- I came up with these as a more contemporary alternative to having a Guest Book at your wedding , while also creating a piece of art that you can hang on your wall.
- The posters are A1 in size , with Tasmanian Oak frame in your choice of raw, stained or black.
- Exclusive to client's booking an Engagement Shoot.

\$750

Content Creation Package

- You get all the raw iPhone footage shot throughout the day
- 3 fully edited Reels, optimised for Socials
- Delivered within 48 hrs

\$850



OPTIONS & ADDITIONS

35mm Film Capture

- Film has been undergoing a renaissance over the last few years, to a point that most of my clients add it to their booking.
- The Film Capture option includes 3 rolls of 35mm film, scanned, retouched and included as part of your online gallery.

\$750

2nd Photographer

- While most weddings don't require a 2nd photographer, larger weddings of 170+ guests do benefit from having a second set of eyes capturing all the excitement of the day.
- Please Note - The minimum booking for a 2nd Photographer is 4 hours. Additional hours are available at \$150 / hr.

\$750

Wedding Albums

- Designed by me, created by Queensberry Albums
- A wide array of cover materials and covers
- Blind embossing of your names on the cover
- Includes the first 30 page sides

from \$1800





TRAVEL

ONE OF THE BEST PARTS OF BEING A WEDDING PHOTOGRAPHER IS THE OPPORTUNITY FOR TRAVEL! I'VE BEEN LUCKY ENOUGH ACROSS THE COURSE OF MY CAREER TO HAVE SHOT SOME AMAZING WEDDINGS THROUGHOUT AUSTRALIA. AND WHILE IT MIGHT SEEM BEYOND YOUR BUDGET TO HAVE ME FLY IN FROM VICTORIA FOR YOUR WEDDING, IT MAY NOT BE AS EXPENSIVE AS YOU THINK, SO PLEASE, IF YOU ARE GETTING MARRIED OVERSEAS OR INTERSTATE, DON'T HESITATE TO LET ME KNOW AND LET'S FIND A WAY TO MAKE IT WORK!

All Bookings include travel up to 50 kms from the Melbourne CBD. Beyond this, a modest travel fee may apply. Listed below are the respective travel fees for some of Victoria's more popular wedding destinations

Daylesford, Trentham, Castlemaine, Hepburn Springs, Woodend \$300
Geelong, Barwon Heads, Torquay, Anglesea, Aireys Inlet \$250

Mornington, Rosebud, Portsea, Sorrento \$250
Bendigo, Ballarat \$350

Lorne, Wye River, Beech Forest, Apollo Bay, Phillip Island \$350

Shepparton, Echuca, Warrnambool, Wilson's Prom, Bright \$550



WE LOVE WHAT WE'VE SEEN SO FAR - HOW CAN WE BOOK?

THE BEST PLACE TO START IS WITH A CHAT, EITHER IN PERSON OR VIA PHONE. I CAN BE BOOKED ANYWHERE FROM 12 -18 MONTHS OUT DURING PEAK SEASON, SO IT'S A GREAT IDEA TO MAKE CONTACT AS SOON AS YOU'VE SECURED YOUR VENUE. I LOVE TO GET A SENSE OF WHAT YOU'RE ABOUT AND WHAT YOUR EXPECTATIONS ARE, BOTH FOR YOUR WEDDING AND YOUR WEDDING PHOTOGRAPHY. IT'S ALSO A GREAT OPPORTUNITY TO DISCUSS LOGISTICS AND TO BEGIN IMAGINING A POSSIBLE TIME-LINE FOR THE DAY. THIS GIVES ME AN IDEA OF HOW MANY HOURS COVERAGE YOU'LL LIKELY REQUIRE, AND THEN I CAN IMMEDIATELY PROVIDE YOU WITH A WRITTEN QUOTE.

You'll receive a link to both the quote and my Standard Hire Agreement via email. To secure the booking a 50% non refundable deposit is required, with the balance due 7 days prior to the wedding day. Unfortunately dates can not be held, and all dates are considered available until confirmation of a deposit has been received. You'll also need to electronically sign the Standard Hire Agreement, which I will counter sign once your deposit has been received.

At this point your booking is secured!

About 6 weeks out from the big day is an ideal time to schedule our pre wedding meeting. By this point you should have a finalised Run Sheet for the day from your venue manager, along with addresses and contact numbers for your preparations. With this information before us, we can confirm an agreed start time for photography, and from that point it's simply a matter of things naturally falling into place. I'll create a Photography Run Sheet as we speak and you'll receive a copy of this 4 weeks out from the wedding to distribute to whichever vendors require it.



1 CHOOSING YOUR VENDORS

A GREAT WEDDING IS THE REALIZATION OF A SUCCESSFUL COLLABORATIVE EFFORT, AND AT THE HEART OF THIS COLLABORATION SHOULD BE A TEAM OF INCREDIBLE VENDORS, EACH ADDING THEIR UNIQUE CREATIVE SKILLS TO HELP CREATE A TRULY MEMORABLE DAY. IT STANDS TO REASON THAT THE BEST COLLABORATIONS OCCUR BETWEEN VENDORS WHO ARE ALREADY FAMILIAR WITH EACH OTHER'S WORK AND APPROACH, MORE SPECIFICALLY, THOSE WITH EXISTING PROFESSIONAL RELATIONSHIPS.

Without doubt, the single most influential working relationship I have on the day is with your Videographer, as we are two individual creatives, hired to document the day in our own way. For this reason our styles and approach really must be in sync. Below I've listed some of my very favourite vendors beginning with Videographers.

/ VIDEOGRAPHY /

Ryan Adams @ryanleewed
Moon and Back @moonandback
Annette + Dani @annetteanddani

/ CELEBRANTS /

Zena Lythgo @zenalythgo.celebrant
Kat Brandt @celebrandt
Nat Sproal @natsproal.melbournecelebrant

/ FLORISTS /

North St Botanical @northst
Pomp and Splendour @pompsplendour
Raven and the Rose @ravenandtherose

/ CAKE DESIGN /

Miss Ladybird Cakes @missladybirdcakes
Torte By Mirjana @torte_by_mirjana



2

WEDDING DAY PREPARATIONS

ONE OF MY FAVOURITE PARTS OF THE WEDDING DAY ARE THE PREPARATIONS. HOWEVER, WHEN IT COMES TO PLANNING THE DAY, THIS IS ALL TOO OFTEN OVERLOOKED BY COUPLES. REMEMBER, THE LOCATION FOR YOUR PREPARATIONS REALLY SETS THE TONE FOR THE DAY ; IT SHOULD COMPLIMENT YOUR OWN PERSONAL STYLE, AND THAT OF YOUR WEDDING. CONSIDER SOME OF THE AMAZING AIR B'NBS AVAILABLE THESE DAYS WHICH ARE OFTEN VERY REASONABLY PRICED, AND CAN PROVIDE A BEAUTIFUL BACKDROP AS YOU GET READY FOR YOUR WEDDING. I ACTUALLY HAVE A DATABASE OF MY FAVOURITE AIR B'NBS FROM PREVIOUS SHOTS, BUT IF YOU'D PREFER TO FIND ONE YOURSELF, LOOK FOR SOMETHING THAT HAS ABUNDANT NATURAL LIGHT, THAT IS STYLISH AND UNCLUTTERED, AND, IDEALLY, IS CLOSE TO THE CEREMONY LOCATION.

FOR THE GENTLEMAN

Grooms are traditionally very relaxed prior to a wedding. As it can be anywhere up to 3 hrs before the wedding that I begin photographing the guys, I tend to avoid doing that "getting dressed" charade (isn't it time we all moved on from shots of cufflinks?) , as I find it makes everyone feel a little awkward. It makes more sense to try and keep them relaxed, over a drink, a little conversation - basically just to photograph them in their element. Teamed with a few quiet portraits of the groom, or grooms, the idea is to get in and get out with minimal disruption.

FOR THE LADIES

When I hit the Bride's location I'm usually greeted with anything from quiet excitement to utter chaos! When I first arrive your MUA and Hair Stylist should be 5 - 10 minutes away from being completely finished. I'll begin by shooting details - the dress, shoes, flowers and stationary/invitations if you have any. Other details, for example earrings and perfume are best shot during their application. Once the MUA is finished, I'll shoot some candids of you and your crew, before sending your attendants off to get ready prior to you yourself getting dressed. During this time, it's a great opportunity to have you quietly open up card and gift from your beloved. Fight the urge to do this prior to your photographer and videographer arriving because these unstaged emotional reactions are exactly what we're looking to capture! Once your attendants are dressed, they'll disappear with you to help you get dressed - this is when things begin to get real! Once you're comfortably covered up, I'll re enter the room to get the finishing touches. From there all that remains is a few more candids of you with your crew, the big reveal for Dad and/or Mum and then I'm off to the ceremony location to capture your guests arriving and to await your arrival!





3 FIRST LOOKS

There's no right answer to this question. There's still a lot of romance in the idea of walking down the aisle and seeing your partner for the first time. But for some couples, there's a strong desire to see each other prior to the ceremony, to "check in" as much as anything else. There's also more pragmatic considerations; is there a reasonable window of opportunity between the end of the ceremony and the beginning of the reception in which to get all of your bridal photos done? Another reason to consider a First Look is it means you get to spend more time with your guests immediately after the ceremony. So, as I've said, there are arguments for both cases, however, if you've decided that you'd love to do a First Look but can't quite imagine how it works, it goes a little something like this...

- First we find the ultimate location for your First Look, ideally somewhere quite private, quiet, picturesque and memorable!
- Partner 1 arrives and I position them accordingly. Soon after Partner 2 arrives at their designated spot and I position them as well.
- Next I take my position and wait for the magic to happen. I'll give you a couple of minutes to take each other in and then it's time to get the rest of the bridal party in to amp up the celebrations.
- If immediate family have joined us for the First Look, we'll now set about shooting your family formals and then release them to go and enjoy a quiet drink and a laugh before the ceremony.
- Next we're going to nail those Bridal Party photos (a little more about that in a couple of pages). And from there it's off to the ceremony, hopefully feeling both relaxed and excited for what is about to happen in just a few moments!



4 WEDDING CEREMONIES

The first, and in my opinion, most important consideration in planning any wedding ceremony is opting for an “Unplugged” ceremony. Essentially this means that you request that your family and friends leave their phones, tablets and cameras in their pockets or handbags for the duration of the ceremony. This results in two things - your guests are completely present in the moment, and your photos aren’t polluted with all manner of device being held up as you stand there staring into each other’s eyes. It’s a great idea to notify people of your request for an Unplugged Ceremony on your wedding invitations. Then, on your wedding day, your celebrant will reiterate this request while they’re doing housekeeping prior to the commencement of the ceremony.

The second consideration is space. As much as possible try to maintain a distance of at least 3 metres between where you’ll be standing and where your parents will be seated. This allows me the chance to shoot over your attendants’ shoulders as you exchange vows with each other along with giving me an unimpeded view of your parents. Obviously not all locations will cater to this amount of space, so simply maximise it as you can.

The third consideration is which side you’ll stand on, and this is especially important for brides.

If you’re wearing your hair down, then stand on the same side of the aisle as your hair is parted. Take as an example the images on the right. Hannah has her hair falling down the right side of her face but is standing on the left of the aisle. Were she to have stood on the right side of the aisle, we would have been able to see a lot more of her beautiful big smile.



5 WEDDING PORTRAITS

I'D SAY THE BRIDAL PORTRAIT PART OF THE DAY CAUSES MORE ANXIETY FOR MOST COUPLES THAN ANY OTHER FACET. AND THIS IS EVIDENT FROM THE FIRST ENQUIRY WHEN 90% OF COUPLES CONFESS

"We look terrible in photos!"

IF THIS IS YOU, I'D STRONGLY RECOMMEND THAT YOU CONSIDER BOOKING AN E SESSION AHEAD OF YOUR WEDDING - IT'S THE PERFECT PRACTICE RUN PRIOR TO THE REAL THING. YOU'LL LEARN TO FEEL RELAXED AND CONFIDENT IN FRONT OF THE CAMERA, IT WILL ALLAY ANY MISGIVINGS YOU HAVE ABOUT WEDDING PHOTOGRAPHERS AND IT GIVES US ALL A CHANCE TO FIND A LITTLE CHEMISTRY TOGETHER!

And even if an E Session doesn't sound like your thing, there's absolutely no reason to feel anxious about the photography ahead of your wedding. I've found the secret to great portraits is really about ensuring that the couple are relaxed, in the moment and focusing on each other.

Happiness never photographs badly.

The process and number of locations are very much determined by how much time we have available. I'll try and get as many of the Bridal Party photos done as possible at the start of the session. Where we have time to spare, I love to begin by getting everyone together for a drink at a nearby bar or for a glass of champagne in the park; a really casual setting where everyone can feel relaxed and at ease. Then we'll set about doing the requisite group shots with the Bridal Party before cutting them free to either move on to the reception or to just hang back to chat amongst themselves. The rest of the session is completely about the two of you, and may actually be your first chance all day to be alone. I want to leave you to your thoughts as much as possible, offering only the loosest direction when required, and to spend my time observing rather than instructing. I don't need you to hold each other in any particular way, to fake any show of emotion - I just need you to be yourselves.

The most flattering time of the day for portraits is the hour before the sun sets, the "golden hour". Ideally our portrait session will conclude during this time. During summer when the golden hour can finish anywhere up to 9pm we'll attempt to escape the reception for 15 minutes to make the most of the beautiful light at this time. It can be a struggle to convince people to leave the party at this point, but the results are generally spectacular and well worth it!

6

THE
RECEPTION

THE RECEPTION IS WHERE IT ALL COMES TOGETHER. WHETHER IT'S A CLASSIC 3 COURSE DINNER, A BLACK TIE COCKTAIL EVENT, OR A FOOD TRUCK IN THE PARK, THE RECEPTION SHOULD BE A CHANCE FOR YOU TO GET AROUND TO ALL OF YOUR GUESTS, TO SHARE A DRINK AND SAY "THANKS FOR BEING HERE". I LOVE THIS PART OF THE NIGHT AS THE STRENGTH OF MY WORK LIES IN MY DOCUMENTARY APPROACH. THIS IS THE TIME OF THE NIGHT WHEN 1000 STORIES FLOAT IN THE AIR. I CAN BE FOUND ON THE PERIPHERY, SHOOTING FROM THE FRINGES - YOUR FATHERS ENJOYING A WINE BY THE BAR, YOUR NEPHEWS AND NIECES OWNING THE D FLOOR, YOU AND YOUR GRANDMOTHER, HAND IN HAND, SHARING A QUIET LAUGH TOGETHER.

The length of coverage you require on the day will be largely determined by the order of formalities during the reception. Most venues will be quite flexible in how you structure these formalities, so you might consider doing introductions, straight into cake cutting and then speeches or something like that. The long and the short of it is that it's entirely up to you as to how you structure this part of the day and which elements you want captured.

Of all the formalities I regard the speeches as the most important photographically as they tend to be imbued with a real sense of emotion. The most impactful images from speeches are where the camera can capture the direct line of communication between the speaker and their subject. This is something to keep in mind when planning your seating chart. If you can't be seated within the speaker's immediate area, then I'd recommend you stand off to the side of the speaker during speeches if possible.

Once the speeches are over, it's officially time to let your hair down. You've made it! Get out on the dance floor and enjoy what remains of your wedding. Be an example for your guests and get loose. I'd always recommend having me there for at least the first dance set, and I'll be there encouraging your guests to use up there. A game moves early. It's nearing the end at this point, but we need one last shot to bring everything together. So if I'm not scheduled to be there right through until your departure, I'll steal you away for a few short minutes to grab a final intimate shot of just the two of you to bookend what will have been an incredible day.

DID I FORGET ANYTHING?

CONGRATULATIONS, YOU'VE MADE IT TO THE END!
I HOPE YOU'VE FOUND SOME USEFUL TIPS IN THERE AS
YOU MOVE FORWARD WITH YOUR PLANS...

But as I said at the outset, this is not a definite guide to wedding planning, but simply a way of perhaps considering your planning from a photographic point of view. I love it when clients get me on board early and we are able to work closely through the planning process to really make the most of the day.

The greatest satisfaction for me comes from delivering a timeless collection of images that not only meets my clients' expectations, but surpasses them. To watch their first reactions upon seeing moments I've captured, that they didn't even know existed on the day, is truly gratifying. To know that these images will be treasured, maybe even more so, by generations that follow makes all the time and effort I put into this entirely worthwhile.

I'd love to hear your story, who you are, how you met, where you're heading...

Let's begin a conversation!

Cam Grove